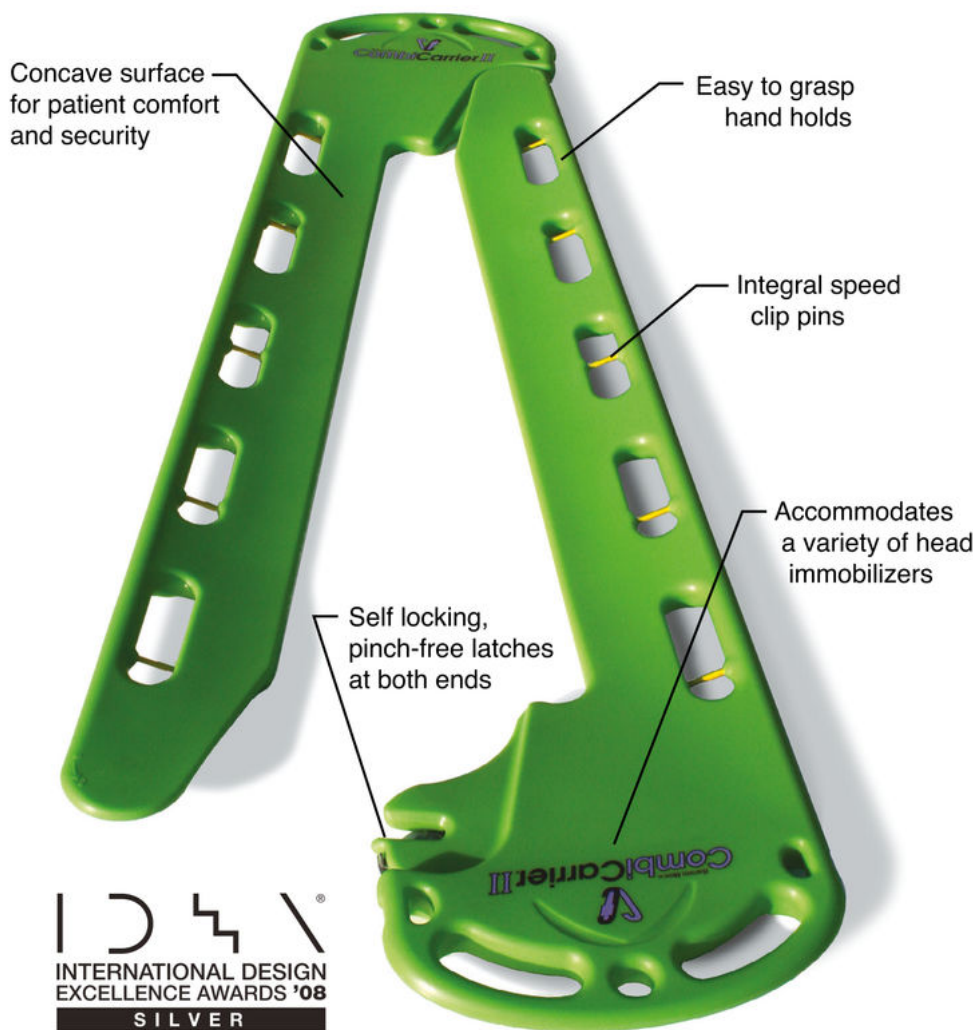


Revolutionary

The device that revolutionized patient handling just got better

Thinner...Lighter...Stronger



Functions like a scoop stretcher



Tapered ends to simplify extraction



Fits in a standard backboard compartment

CombiCarrier II

The next generation Scoop / Backboard

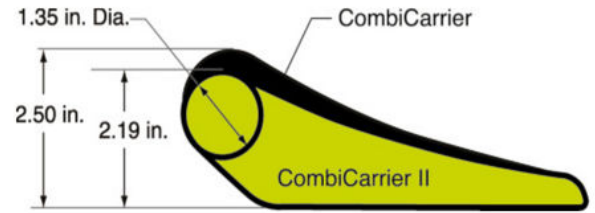




HARTWELL MEDICAL CombiCarrier II

The 2 in 1 Scoop / Backboard

- Spinal Immobilization Device**
 The CombiCarrier II may be used as a scoop stretcher or a full backboard.
- Auto-Lock Latch System**
 Simple, intuitive design minimizes training. Recessed side latch is positioned away from patient. Locks instantly during application. Manual release required during removal from patient.
- Concave Patient Surface**
 Provides excellent lateral support and improves patient's sense of security. Minimizes movement of patient's spine during lifting and transport. Continuous inner edge eliminates panel pinch points.
- Operates like a Standard Backboard**
 Patient can be rotated and slid out onto the CombiCarrier II during auto extrication. Four patient restraint straps are included.
- Continuous Head Support Surface**
 Improves neutral alignment and minimizes head movement during application and removal. Accommodates various durable and disposable head immobilizers.
- Seamless Plastic Construction**
 No rivets, drive screws or roll pins. High density polyethylene is easily cleaned and disinfected. Helps comply with CDC and OSHA guidelines. Foam filling makes it ideal for water rescue.



Lower profile
 Reduced thickness (2.19" / 5.6 cm) and smaller hand hold diameter (1.35" / 3.4 cm) fits standard storage compartments.



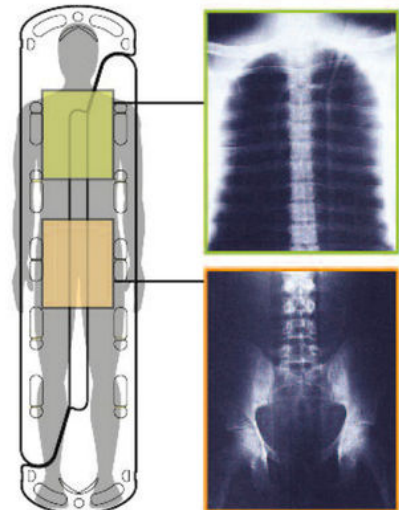
Move the board not the patient
 Can be easily separated at either end. Eliminates unnecessary movement making it ideal for patients with suspected hip, pelvic and spinal injuries.



SPECIFICATIONS

MODEL	CC 2200P
DIMENSIONS	73.50" L x 16.50" W x 2.19" D (186.7 cm x 41.9 cm x 5.6 cm D)
WEIGHT	15.5 lbs. (7.1 kg)
MATERIALS	
Shell	High Density Polyethylene
Pins	Fiberglass
Filling	Urethane Foam
Latches	Aluminum, Stainless Steel
LOAD CAPACITY	450 lbs. (205 kg)

Our Company philosophy is one of constant improvement. Specifications are subject to change without notice due to industry trends or advances in technology.



X-Ray Compatible
 Clear center section provides unobstructed A/P view of patient's spine (see photos). Split-design allows for simple, easy removal and reapplication for detailed X-ray examination.