

Optima Auto

Reducing pressure injuries for long-term care -
Increasing skin activity and improving blood
circulation with alternating pressure



Be well, Live well
Wellell

Optima Auto

Prepared for intensive compression care

On average, 65 per 1000 adult inpatients develop pressure injuries (also known as pressure ulcers) and require 18 in-hospital days. That's 2.5 times that of an average acute inpatient. Financially, treating PU sets families back by USD 15,700 to USD 17,700. Since 87% are elderly patients, an ageing population and COVID-19 accelerates PU prevalence, exhausting global human, material, and capital reserves.

Optima Auto provides caregivers more control and personalization over air mattress firmness, an elementary air pump interface suitable for all levels of caregivers, and a backup power system for maintaining pressure distribution up to 6 hours. Preventing pressure injuries improves patient outcomes and patient care experience.



P revent Patient & Caregiver Injury

Pump's auto-detection and initiation simplify caregivers' workflow in quickly providing optimal pressure relief care.

Continuous pressure relief care during transport ensures uninterrupted therapy outcomes and patient comfort.



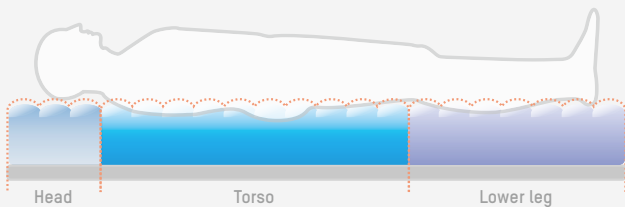
Supported and comfortable seating motivates patients in staying active, improving patient recovery and outcome.

Intuitive pump interface and low-noise levels allow caregivers to deliver care and comfort throughout the day consistently.

Clinical Application

Multi-zone Air Pressure

It demonstrates significant pressure redistribution to fit different patient contours with stability and comfort by providing different air pressure levels in static head pillow, torso and lower leg sections




6 Cell-in-Cell Air Cells

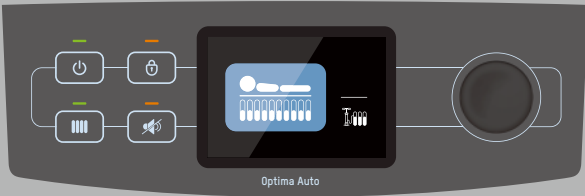
Providing excellent support in sacral area for patient when in sitting position or sitting on the side before exiting from bed

Micro Low Air Loss

Provide good ventilation and help reduce the accumulation of heat and moisture



Besides, Optima Auto pump comes with below advantages:



- One Touch Set Up
- Built for Clinical Environment
- Intuitive Auto-Sensing Technology
- Auto-recognition & Auto-adjustment

Specifications

Model	Optima Auto	
Pump	Dimensions	13.4" x 6.5" x 10.2" / 34.1 x 16.5 x 26.0 cm
	Weight	4.5 kg / 9.9 lb, 5 kg / 11.0 lb (With battery)
	Case Material	Flame retardant ABS
	Supply Voltage	220-240V / 50 Hz ; 110-120V / 60 Hz
	Operating Cycle	10, 15, 20, 25 min.
Mattress	Dimensions	78.7" x 36" / 34" / 32" x 8" / 200 x 80/85/90 x 20 cm
	Cell Height	8" x 21 cells
	Weight	9.2 Kg / 20.2 lb
	Cover Material	4-way stretch PU / Polyester cover (Optional: Nylon / PU quilted cover)
	Cell Material	TPU
	CPR Knob	1 Piece
	Maximum Patient Weight	250 kg / 550 lb
	Flame Retardant Standards	EN 597-1 & EN 597-2