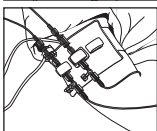
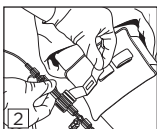
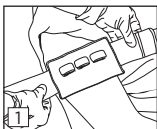


Dale®

Transducer Holder

Application Instructions

1. Position the Holder along the phlebostatic axis (mid-chest) and wrap around the patient's arm. Press hook & loop closure to secure.
2. Open the necessary hook & loop tabs, thread through the slot(s) of the transducer(s) and press to secure.



For single patient use. Disposable

For an application video please visit www.dalemed.com

Not made with natural rubber latex.

Patent www.dalemed.com/patents

Dale® is a registered trademark of Dale Medical Products, Inc. in the USA & EU.



Dale Medical Products, Inc.
40 Kenwood Circle • Suite 7
Franklin, MA 02038-3298
T: 508-695-9316



MDSS GmbH
Schiffgraben 41
D-30175 Hannover, Germany

