

UP



CHAIRS



version with accessories

 **midmed**
providing positive solutions

Frequent usage

Chemotherapy
Infusions Therapy
Day Hospital
Blood donor
Blood samples
Emergency
Dialysis
Patient's transport
Dermatology / Cosmetics
Multifunctional

easy
ENTRY & **easy**
EGRESS

 **gardhen
balance**

www.gardhenbalance.it



The chair for easy ENTRY & EGRESS

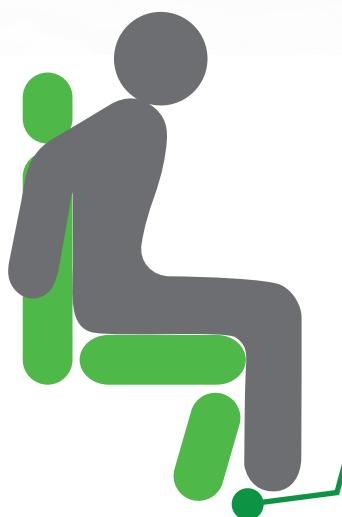




Easy entry

Thanks to an advanced geometric solution, the “leg” section disappears under the seat. This allows the patient to sit on the chair with the lower limbs perfectly perpendicular to the seat itself. Comfort and postural benefits will derive from this position.

Therefore, all patients, even those with motor difficulties, can easily sit down and get up from the chair, even from the front, always with a correct posture.



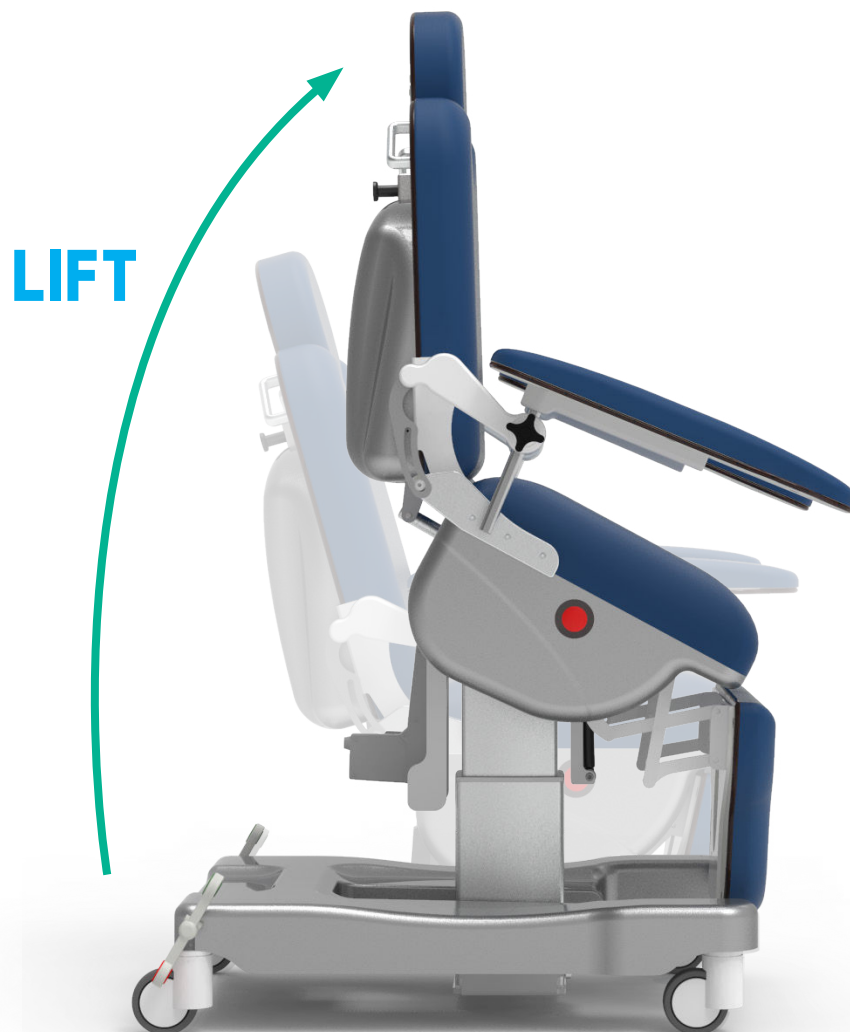
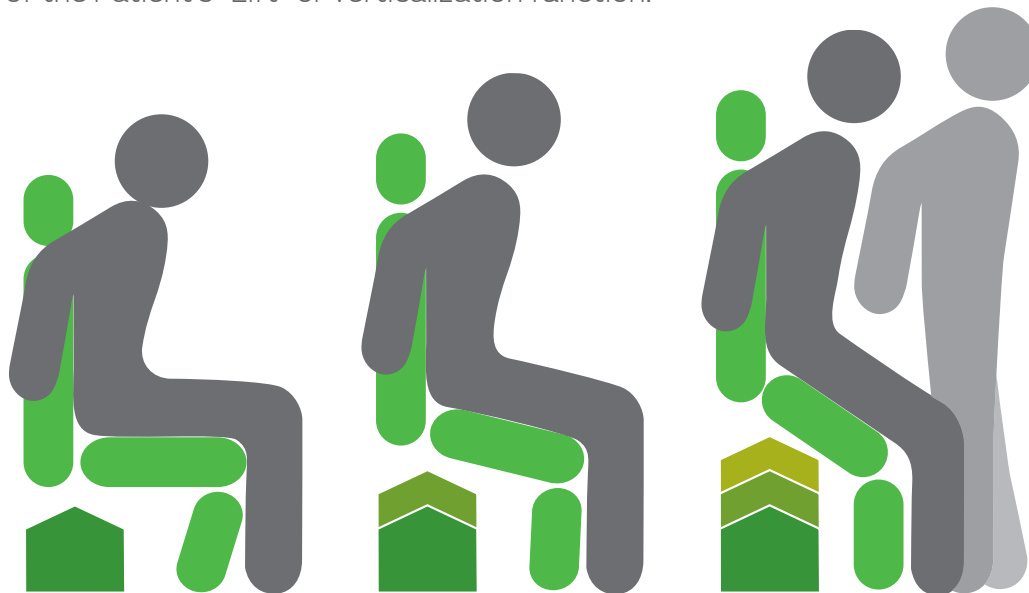
The image describes the leg section that disappears under the seat, the patient can then sit down with a correct postural approach.



Easy egress

UP chair facilitates the patient's exit with a correct postural approach. Backrest, seat and leg sections move simultaneously and automatically, raising the patients a semi-erect position according to their height.

The device is equipped with three memory functions indeed, each of these positions facilitates the exit of patients according to the size. The following images represent an example of the Patient's "Lift" or Verticalization function.





Standard features.

- Steel frame painted with thermosetting powders, anti-tilt that ensures stability in all operating conditions. Wide range of colours as per colours chart.
- Lying surface divided into 4 sections:
 - Headrest (manually adjustable in height) - Equipment code AC33.
 - Backrest section adjustable through dedicated buttons (from 105° to 178°).
 - Leg section adjustable through dedicated buttons (from 0° to 100°).
 - Back and leg sections can be moved simultaneously through dedicated memory buttons.
- The height of the device can be adjusted electrically from 55 to 95cm through a telescopic column with rectangular section. Equipment code AC28/200.
- Trendelenburg and reverse Trendelenburg from 30° to -13°.
- Armrests movement synchronized with the backrest. The armrest can be removed, rotated, tilted up/down, overturned up to 90°. They are ergonomic, padded and seamless ensuring high comfort. - Equipment code AC30/C1.
- Handles for transport from a place to another. Thanks to its shape the operator can move the chair very easily even when the patient is seated - Equipment code AC56/1.
- No.4 swivelling and stainless wheels, diam.100, length 30mm non-marking.
- Centralized braking system (simultaneous lock of each wheel) with steering system. It can be activated through bilateral levers - Equipment code AC7P2G.
- Emergency button for the inhibition of every electric movement - Equipment code AC74/3.
- ABS Cover for base - Equipment code AC83/C.
- ABS Cover for seat - Equipment code AC84/C.
- ABS Cover for back - Equipment code AC86/C.
- Three separate cushions (made of soft foam) back, seat and legs, functional for: excellent posture, ergonomics and preventive effect of pressure ulcers.
- Class 11M leatherette upholstery, can be sanitized with commonly used detergents. With antibacterial, antifungal, anti-stain properties. Colors as per colour chart - Equipment code AC87/1.
- Handset / control panel with 3,5m coiled cable for the electric movements of the chair. A dedicated key for the inhibition of the movements will be provided.
- Bilateral handset / control panel support - Equipment code AC25P.
- Supplementary head cushion adjustable in height. Made out of expanded foam and antibacterial upholstery - Equipment code AC27.





Armrests

Thanks to the manual mechanism it is possible to easily adjust the position of the armrests according to the operator's needs. The available movements are listed below (the images are for illustrative purposes).

<p>SYNCHRONIZED WITH THE BACKREST</p> 	<p>ROTATE</p> 
<p>HEIGHT ADJUSTMENT</p> 	<p>90° OVERTURN</p> 
<p>REMOVABLE</p> 	<p>TILTABLE</p> 






Braking system

The **UP chair** is equipped with a centralized braking system (simultaneous locking of all wheels). With the brake applied, the chair will be completely stable on any type of floor.


In addition, the device is equipped with a directional system to simplify driving while moving, even while the patient is seated - Equipment code AC7P2G.

An electronic safety device inhibits movements when the wheels are not spinning.



Headrest


The **UP chair** is equipped with a height adjustable headrest that can be adjusted manually - Equipment code AC33.





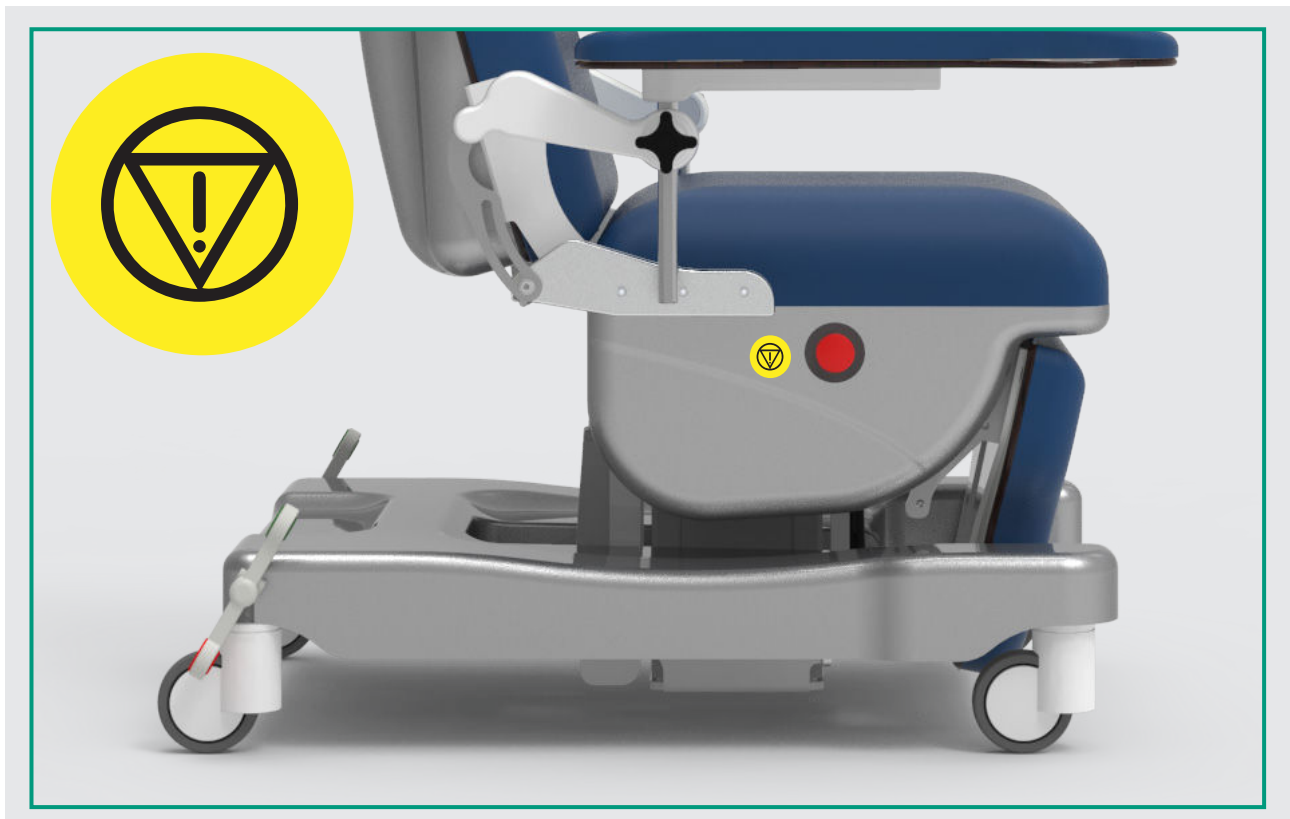
Movements handles

The medical device is equipped with handles that allow it to be moved from a place to another. Thanks to their ergonomic shape, the operator can move the chair very easily even while the patient is seated - Equipment code AC56/1.



Emergency button


The emergency button is an additional safety feature, this medical device is equipped with such button in order to stop all movements - Equipment code AC74/3.





Head cushion

The medical device is equipped with an additional height-adjustable headrest cushion. Made with foam and antibacterial upholstery - Equipment code AC27.



ABS Covers

Backrest, seat and base are protected by ergonomic covers in thermosetting ABS. They are intended to be an ergonomic protection of the frame.





Control panel description

UP chair is equipped with a control panel that allows the armchair to be moved electrically in a simple and straightforward way with the possibility of inhibiting the controls. Through icons and pictograms, it will be extremely easy for the patient and the operator to electrically adjust the chair to the most appropriate position.

The movements are performed **by pressing simultaneously both the function key and the arrow button.**



BUTTON FOR THE ADJUSTMENT OF THE BACKREST





Control panel description



BUTTON FOR THE MOVEMENT OF THE LEG SECTION





Control panel description



BUTTON FOR THE HEIGHT ADJUSTMENT





Control panel description



BUTTON FOR THE ADJUSTMENT OF THE INCLINATION OF THE SEAT





Control panel description

Memory functions

The blue area is dedicated to memory functions. They allow you to quickly obtain preset positions such as: **entry / sitting position, recliner position, anti-shock / Trendelenburg position and CPR position.**

MEMORY BUTTONS TO ACHIEVE THE ENTRY/EXIT POSITION





Control panel description

Memory functions

BUTTON FOR THE ADJUSTMENT OF THE RECLINER POSITION





Control panel description

Memory functions

BUTTONS TO ACHIEVE ANTI-SHOCK / TRENDELENBURG POSITION





Control panel description

Memory functions

BUTTONS TO ACHIEVE CPR POSITION





Control panel description

LIFT function / patient's verticalisation

The green area is dedicated to the memory functions which allow to adjust the LIFT function.

The device is equipped with three memory functions indeed, each of them can be activated through a dedicated button. This function is an extraordinary help for every kind of patient when it comes to exit.

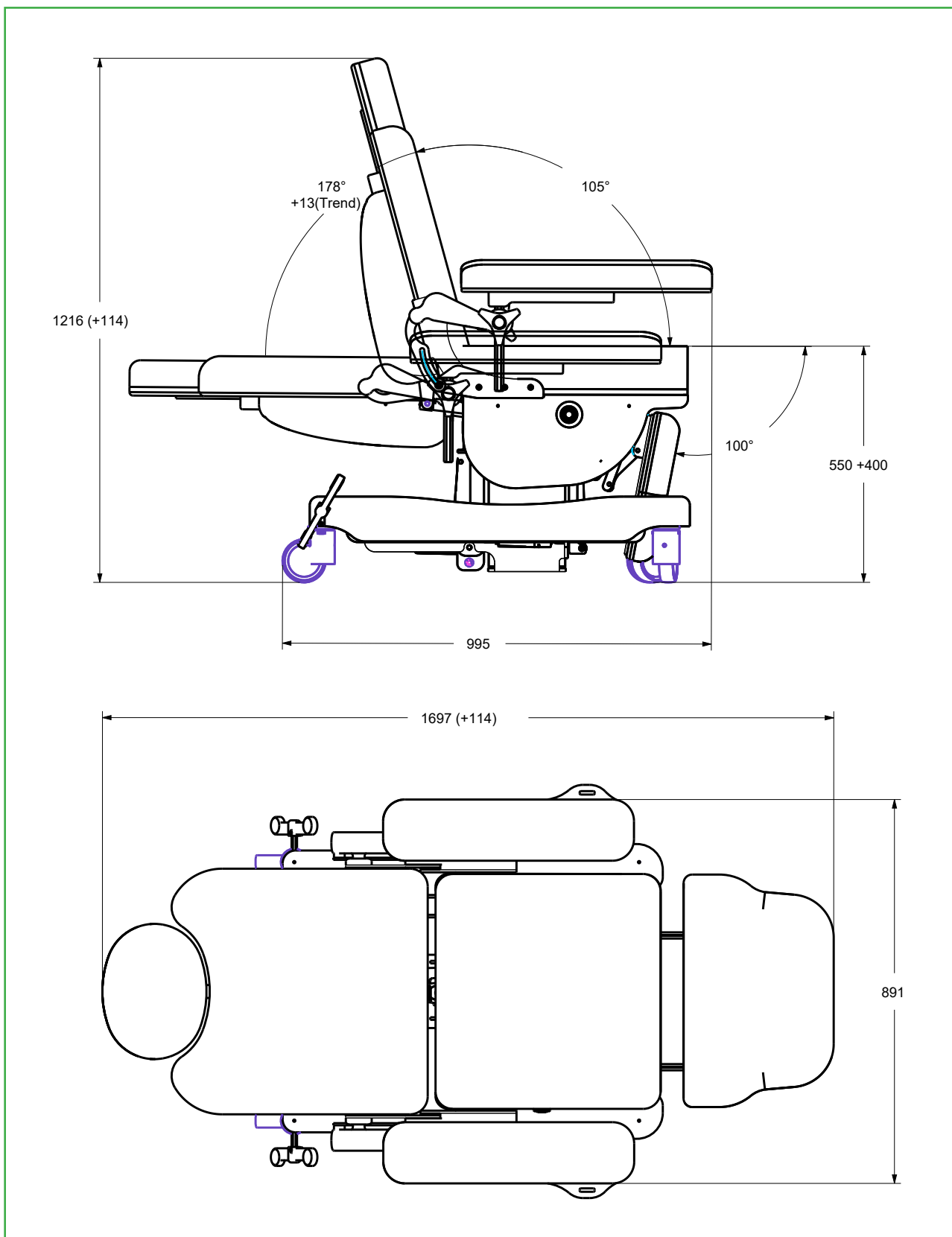
Movements will be not performed if the brake is not activated.

LIFT FUNCTION BUTTONS





Dimensions



Would you like to customize the upholstery or the frame?

Scan or click the QR code and discover how to customize the device consulting our colour chart.





UP

Technical data

CMD code	
ID Code	GB0390.SP
Intended use	Multifunctional chair
Manufacturer	GARDHEN BILANCE SRL
Overall weight	70 kg
Controls	Control panel
Wheels	No.4 wheels, stainless and swivable with centralized braking and steering system
Power	Multivoltage 100-240 Vac 50/60 Hz
Electric motors	Low voltage (24V)
Absorption	4A
Insulation	IP44
Max. load capacity	200 kg
Safety working load	235 kg

Main Cords



Type F - Schuko



Type L - 16A



Type I - Australia



Type B - Canada and USA



Type B - Canada and USA



Do you want to improve the device?

Scan the QR code and find out all the available accessories on the catalogue.

Gardhen Bilance S.r.l.

Via G. Luraghi c/o Consorzio Il Sole - lotto S - 80038 Pomigliano d'Arco (NA) - Italia

Tel. +39.081.8692160 pbx - Fax +39.081.8692460

E-mail: info@gardhenbilance.it - PEC: gardhenbilance@pec.it

Visit our website www.gardhenbilance.it / Follow us on

For certifications please refer to "Certifications and Quality system" section

Pictures contained in this brochure is for illustrative purpose only. The manufacturer reserves the right to modify the projects without notice. For accessories identification please refer to the accessory catalogue or commercial offer. When data are different please refer to commercial offer.

Dep. EN_312 rev. 25/10/2022

OFFICIAL DISTRIBUTOR IN AUSTRALIA:



Unit 4/62 Borthwick Ave,
Murarie QLD 4172 (Australia)

Tel: 1300.643.633
sales@midmed.com.au
www.midmed.com.au

